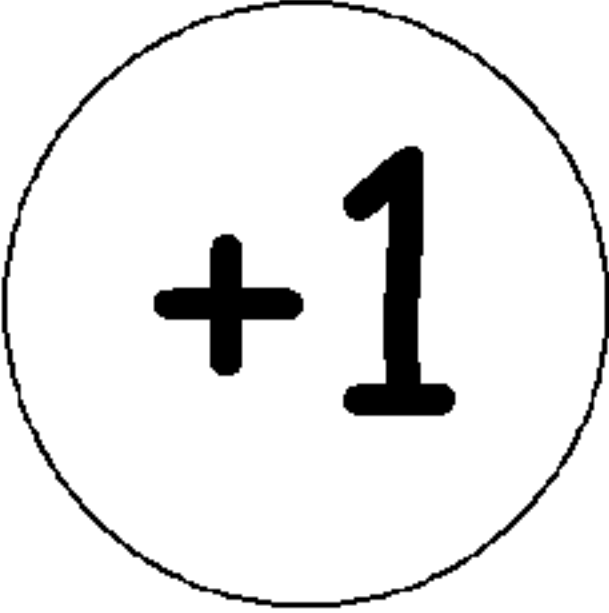




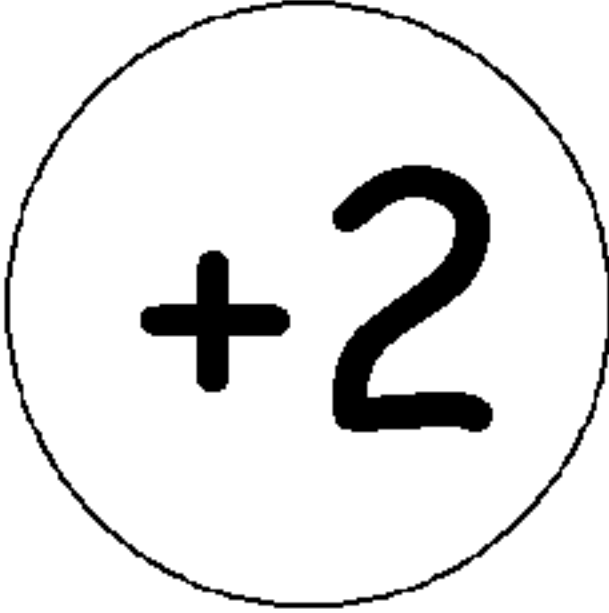
0



+1



-1



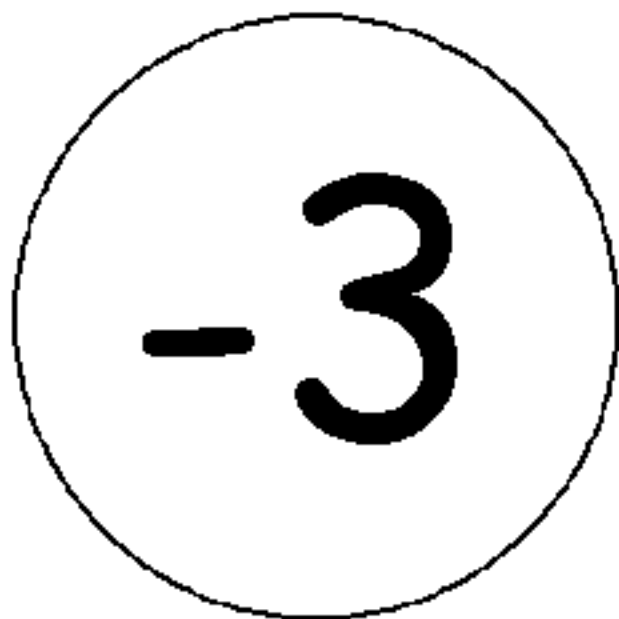
+2



-2



+3



Add or Subtract Game

Instructions: Print game boards and number circles (make as many copies as you need) on cardstock paper. Cut out and laminate. You will need to have something to use as counters. We used dried beans (remember to use supervision with young children who may put small objects in their mouths.)

Each player gets on game board and sixteen counters. Place number cards face down in the middle of the players. Each player takes a turn drawing a numbers card. Children put a counter on each square for each number with a **+** sign (for example child draws a +2 card ... he would then put two counters on his game board). For cards with a **-** sign children remove the number of counters from their game board. If a zero is drawn the player does not add or subtract any counters. The player to fill up their board first wins.