


# Bear Two Letter Sight Words

## Lift The Flap Book



[www.childcareland.com](http://www.childcareland.com)

an

as

at

be

by

do

go

he

if

in

is

it

my

no

of

on





or





so





to





up





we














## Bear Two Letter Sight Words Lift The Flap Book

Instructions: Print and assemble book. Glue bear flaps on sight words. Children lift the flaps and read the sight words.