



Bee

Count and Graph Book




www.childcareland.com



--	--	--	--	--	--	--	--	--	--

www.childcareland.com




--	--	--	--	--	--	--	--	--	--

www.childcareland.com



--	--	--	--	--	--	--	--	--	--

www.childcareland.com



--	--	--	--	--	--	--	--	--	--

www.childcareland.com




--	--	--	--	--	--	--	--	--	--

www.childcareland.com



--	--	--	--	--	--	--	--	--	--

www.childcareland.com




--	--	--	--	--	--	--	--	--	--

www.childcareland.com



--	--	--	--	--	--	--	--	--	--

www.childcareland.com



--	--	--	--	--	--	--	--	--	--

www.childcareland.com



www.childcareland.com



The End!!



www.childcareland.com

Bee Count and Graph Book

Instructions: Print book and assemble. To make the book more of a challenge arrange the pages out of order. Children count the number of bees on each page and graph how many they counted by filling in the square at the bottom of the page. Children can color the squares in ... put small sticker in the squares... dip their finger in paint and put a fingerprint in each square. I have also included square thatr can be cut and glued onto the blank squares.

