










Place  
Draw  
Cards  
Here

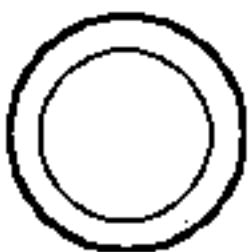





Start




Place  
Used  
Cards  
Here

Finish







## Bee Counting Board Game

childcareland.com

**Instructions:** Print on cardstock (make as many copies of game cards as desired). Glue two game boards inside a file folder. Cut out game cards and game pieces and laminate. Store in a zip lock bag.

**How To Play:** Place game piece at start ... draw a card. If a + card is drawn - move forward the number of spots indicated. If a - card is drawn move back the number of spots indicated. If a zero is drawn the player does not move at all. The player that reaches "Finish" first wins the game.

I have also included six game tokens.