


Santa Countdown To Christmas


Print on cardstock paper and glue on a sheet of red or green construction paper. Glue a cotton ball on each day starting with December 1st (put the cotton ball on number 1). When all of the numbers are covered ... it's Christmas!!



Santa Countdown To Christmas


Print on cardstock paper and glue on a sheet of red or green construction paper. Glue a cotton ball on each day starting with December 1st (put the cotton ball on number 1). When all of the numbers are covered ... it's Christmas!!






Tree Countdown To Christmas

Print on cardstock paper. Glue tree countdown page on a sheet of construction paper. Cut circles out. Children glue one circle on each day beginning with December 1st (put the circle on the one) until December 25th.





Tree Countdown To Christmas

Print on cardstock paper. Glue tree countdown page on a sheet of construction paper. Cut circles out. Children glue one circle on each day beginning with December 1st (put the circle on the one) until December 25th.