









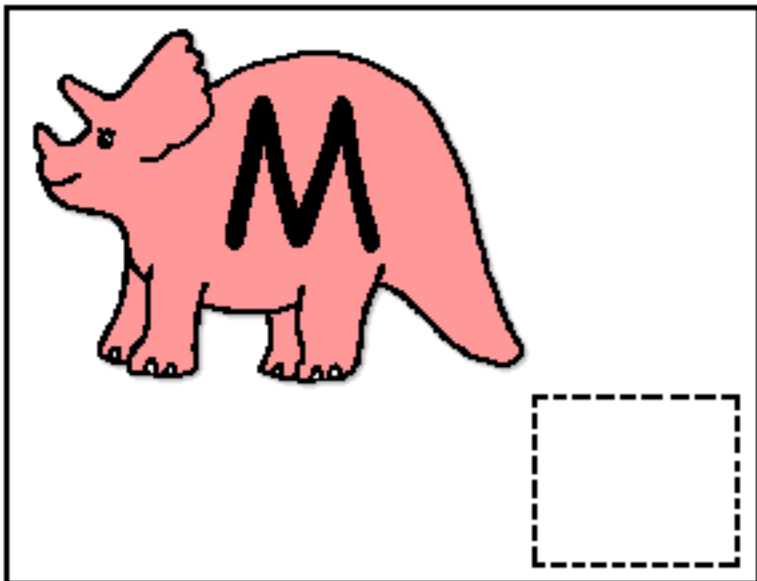


Dinosaur Alphabet Match Book



www.childcareland.com


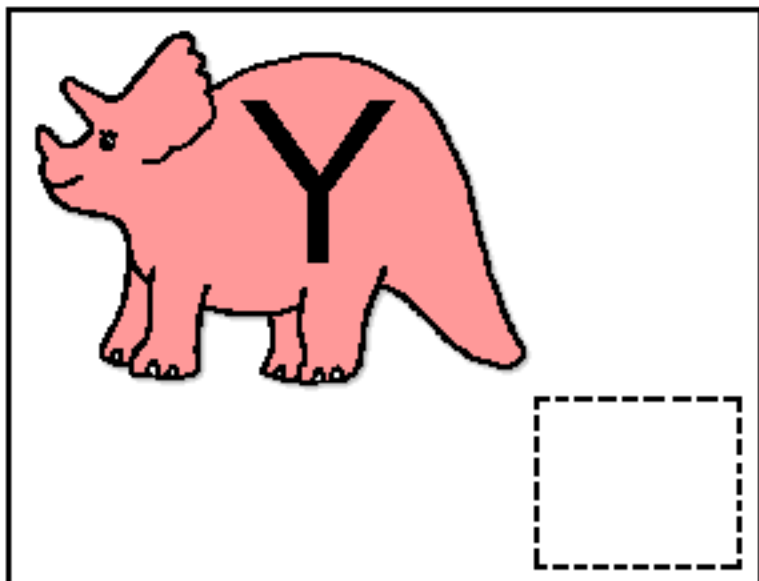




www.childcareland.com









The End

Instructions: Print book patterns and letter squares. Cut book patterns lengthwise so there are two dinosaurs per page. Assemble between two sheets of construction paper... glue cover page on front of construction paper cover. Cut alphabet squares out and glue on the square on the matching dinosaur page. There are both upper and lowercase letters to choose from.

These can also be printed on cardstock and laminated and played the same way with children matching the letters.

www.childcareland.com

A

B

C

D

E

F

G

H

I

J

K

L

M

N

O

P

Q

R

S

T

U

V

W

X

Y

Z

a

b

c

d

e

f

g

h

i

j

k

l

m

n

o

p

q

r

s

t

u

v

w

x

y

z