











Instructions: Cut sheets of construction paper in half length wise. Print book patterns and cut out book pages. Glue one book page on each construction paper half. Attach book pages together and trace the letters. You can also laminate the pages ... bind them together and use a dryerase marker to trace the pages with.















The End!!







childcareland.com



Instructions: Cut sheets of construction paper in half length wise. Print book patterns and cut out book pages. Glue one book page on each construction paper half. Attach book pages together and trace the letters. You can also laminate the pages ... bind them together and use a dryerase marker to trace the pages with.











The End!!