



























Instructions: Print on cardstock ... cut out and laminate. You can use these cards for flashcards ... pocket chart matching cards (make two copies and place one set in a pocket chart and then let children match the cards by placing the second set on top of the first set) ... you can also use these as a memory match game.












Flower
Alphabet Cards
(lowercase)



www.childcareland.com

www.childcareland.com

This block contains the title and subtitle for the cards, two small flower outlines for coloring, and the website URL repeated twice.