














Flower
Letter Tracing Strips







































Flower
Letter Tracing Strips



Flower Letter Tracing Strips

Print on cardstock paper and laminate. You can punch a hole on the left side of each letter strip and attach a book ring. You can also just leave them loose. Child can trace letter with fingers or a write-on wipe-off marker.

childcareland.com