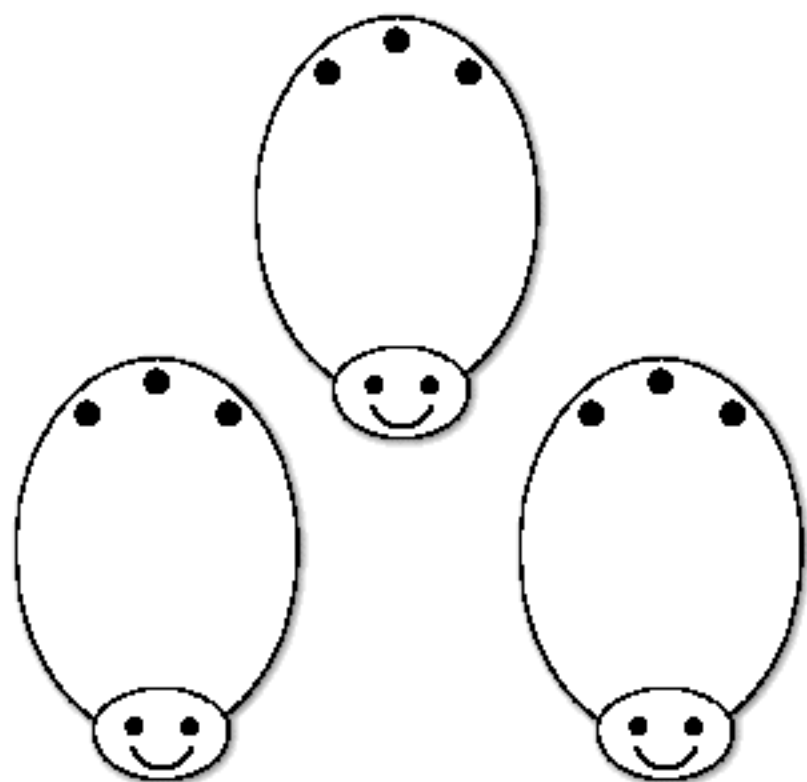



# Ladybug Number Match Book




[www.childcareland.com](http://www.childcareland.com)



[www.childcareland.com](http://www.childcareland.com)






[www.childcareland.com](http://www.childcareland.com)



[www.childcareland.com](http://www.childcareland.com)




[www.childcareland.com](http://www.childcareland.com)



[www.childcareland.com](http://www.childcareland.com)



www.childcareland.com



www.childcareland.com



The End!!

1

2

3

4

5

6

7

8

9

10

11

12

13

14

15

16

17

18

19

20

21

22

23

24

25

26

27

28

29

30

0

Instructions: Print book and assemble. Cut number squares out and glue in the correct blank square next to the ladybug that the number matches.