

0

1




2




3




4




5




6




7




8




9




10




11




12




13




14




15




16




17




18



19



20



# Paper Bag Counting



Instructions: Print ... cut out and glue on paper lunch bags (I usually cut 2-3 inches from the top of the bags). Children put the correct number of items in each bag.