

0

1

2

3

4

5

6

7

8

9

10

11

12

13

14

15

16

17

18

19

20

21

22

23

24

25

26

27

28

29

30

A

B

C

D

E

F

G

H

I

J

K

L

M

N

O

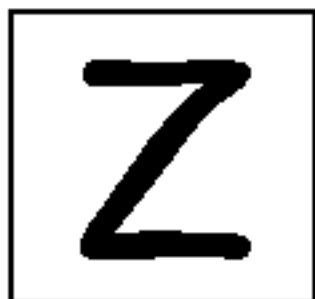



P

Q

R

S

T



a

b

c

d

e

f

g

h

i

j

k

l

m

n

o

p

q

r

s

t

u






v

w

x

y

z



Rainbow Skills Matching Mat

Print on cardstock paper and cut out. You can glue it onto a colored sheet of cardstock and cut a border around it and laminate. Children put one skill card in the left blank square and then put the correct matching skill card in the right blank square. I have included letters ... numbers ... and blank skill cards.

