



0

1

2

3

4

5

6

7

8

9

10

11

12

13

14

15

16

17

18

19

20

21

22

23

24

25




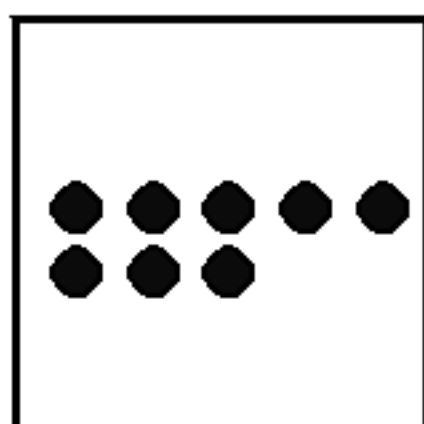
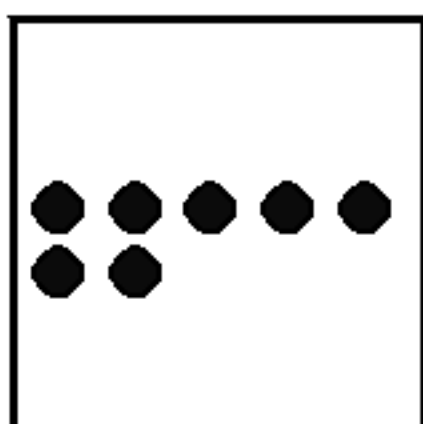

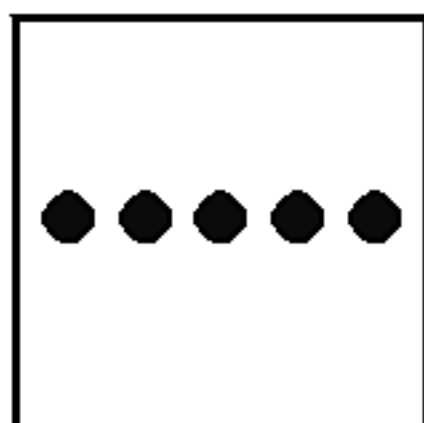





26













27








28













29

30









# Snowmen Math Trays

Instructions: Print on cardstock paper ... cut out and laminate. Children match the correct number of snowmen to the number on the number cards.

You can use trays or cookie sheets for this activity. Children put the number cards on the tray and draw a card and then put the correct number of snowmen on the tray.