






Zero




one




two




three




four




five




six




seven




eight




nine




ten




eleven



twelve




thirteen




fourteen




fifteen




sixteen




seventeen




eighteen




nineteen




twenty




twenty one



twenty two




twenty three



twenty four




twenty five



twenty six




twenty seven



twenty eight



twenty nine



thirty

Squirrel Math Mats

Instructions: Print on cardstock ... cut out and laminate. Children place the correct number of acorns on each mat.

