




Tulip

Alphabet Tracing



Alphabet Tracing Instructions

Print on cardstock paper and laminate. You can punch a hole on the left side of each letter strip and attach a book ring. You can also just leave them loose. Child can trace letter with fingers or a write-on wipe-off marker.

www.childcareland.com

For more great Flower activities check out
Early Childhood Themes - Flowers cd
<http://www.childcareland.com/flowers.html>