














Instructions: Print on cardstock paper ... cut and laminate.
You can punch a hole in the upper left hand corner and make
a ring book or you can use them as flash cards. You can also
make two sets and use as a memory match game.







Alphabet Cards







(Uppercase)















Instructions: Print on cardstock paper ... cut and laminate.
You can punch a hole in the upper left hand corner and make
a ring book or you can use them as flash cards. You can also
make two sets and use as a memory match game.

Alphabet Cards

(Lowercase)

