



# Yummy Watermelons

By Shelley Lovett

Yummy yummy watermelon .... I love watermelon!

(rub tummy and lick lips)

I had a piece of watermelon at breakfast...

(put up one watermelon on feltboard)

I had another piece of watermelon when I was was playing outside...

(put up one watermelon on feltboard)

I had piece of watermelon before I painted a picture.....

(put up one watermelon on feltboard)

And ... I had another piece of watermelon at lunch!!

(put up one watermelon on feltboard)

Yummy yummy watermelon ... I love watermelon!

(rub tummy and lick lips)

I had a piece of watermelon after I woke up from my nap...

(put up one watermelon on feltboard)

I had another piece of watermelon after I went swimming

(put up one watermelon on feltboard)

I had piece of watermelon at supper.

(put up one watermelon on feltboard)

And ... I had another piece of watermelon after my bath

(put up one watermelon on feltboard)

Yummy yummy watermelon ... I love watermelon!

(rub tummy and lick lips)

I had a piece of watermelon after I put my pajamas on....

(put up one watermelon on feltboard)

And ... I had another piece of watermelon after my bedtime story....

(put up one watermelon on feltboard)

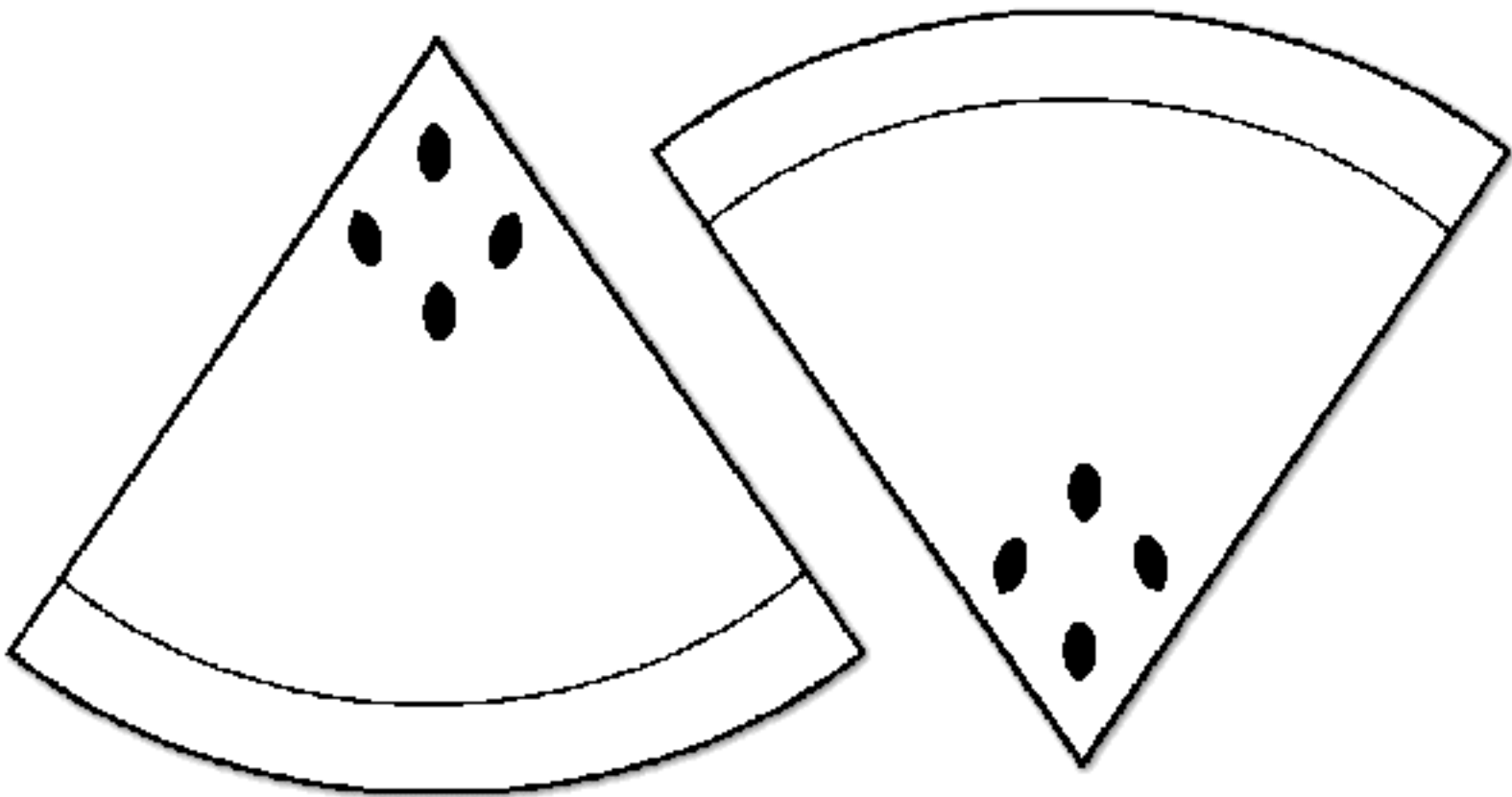
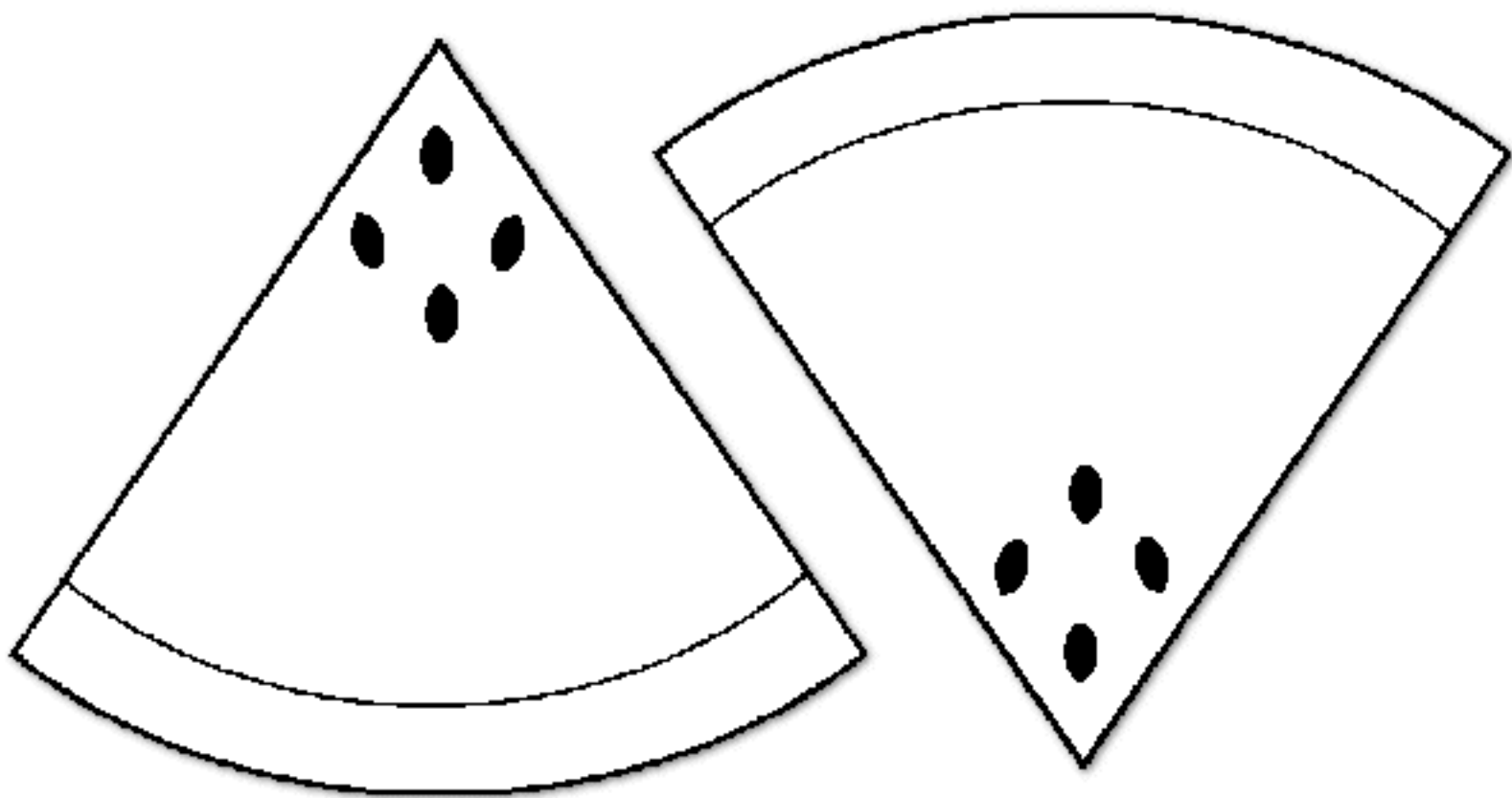
Yummy yummy watermelon ... I love watermelon!

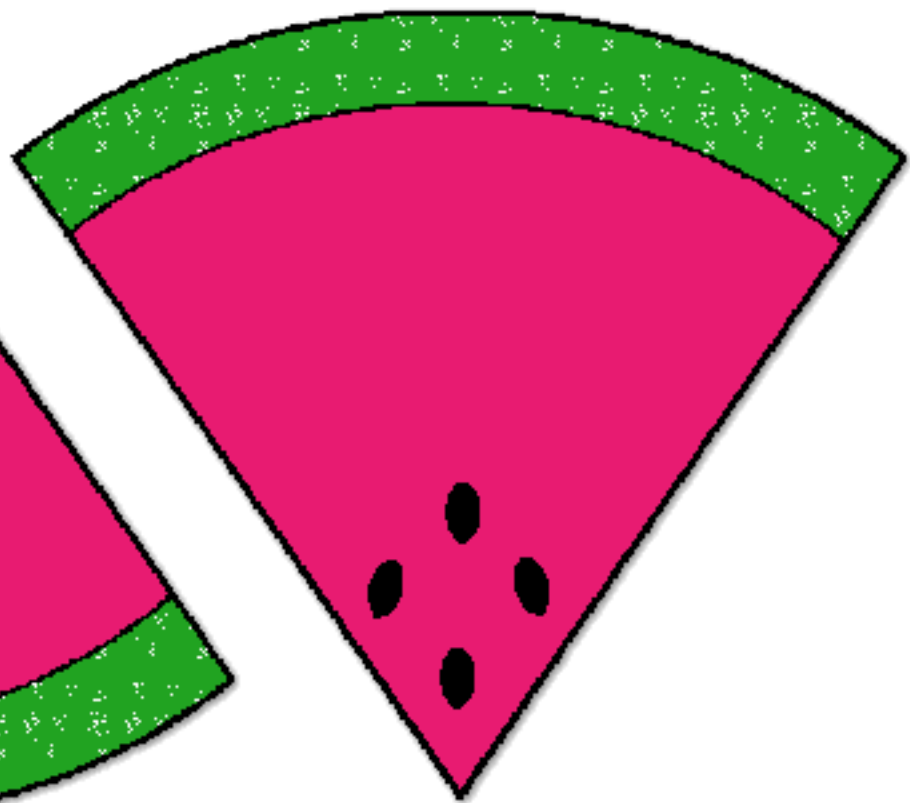



(rub tummy and lick lips)


How many pieces of watermelon did I eat today (count watermelon)

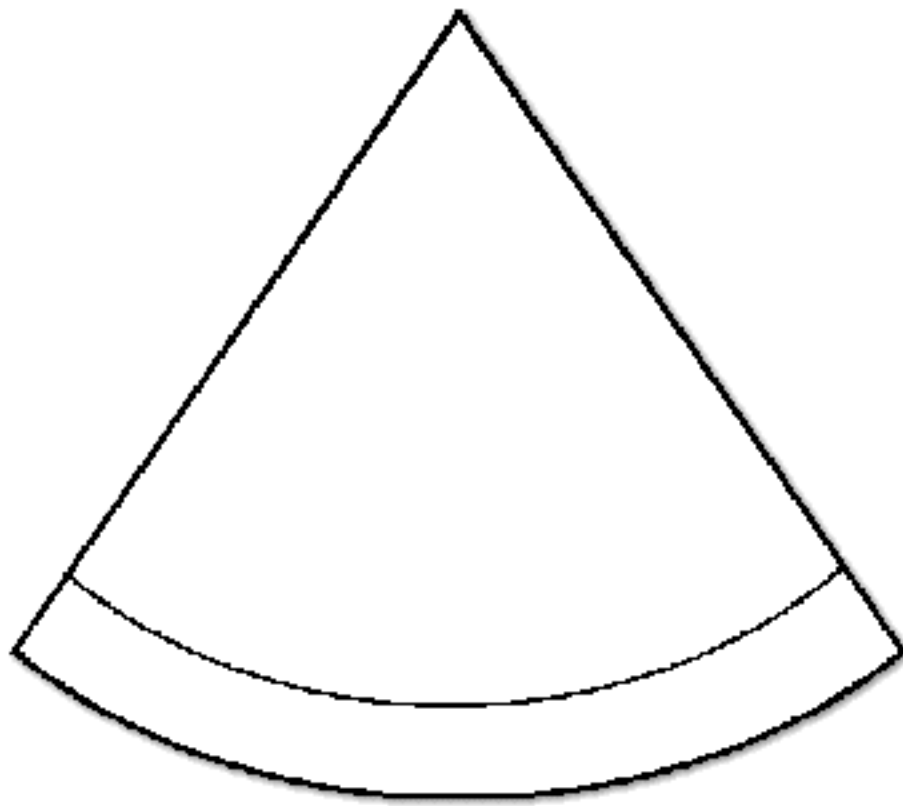
Yummy yummy watermelon ... I love watermelon!

(rub tummy and lick lips)









## Watermelon Pattern

Print on cardstock paper ... cut out and trace around on green felt and cut out ten pieces. Cut edge off of watermelon pattern and trace around on dark pink felt and cut out ten pieces. Glue pink watermelon on green watermelon. Cut out watermelon seeds from black felt and glue on.