



Christmas Bulb Counting Sticks




© childcareland.com

One




1

Two




2

Three




3

Four



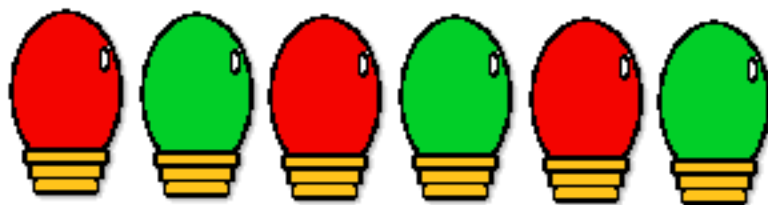
4

Five




5

Six




6

Seven




7

Eight




8

Nine




9

Ten




10

Eleven




11

Twelve




12

Thirteen




13

Fourteen




14

Fifteen




15

Sixteen




16

Seventeen



17

Eighteen




18

Nineteen



19

Twenty



20

Instructions: Print out on cardstock/index paper cut out and laminate. You can use these for children to put in numerical sequence or you can punch a hole at the top and put on a book ring. You can also make two copies of each stick and use as a memory match game.